



# PUBLIC USER MANUAL

## Content

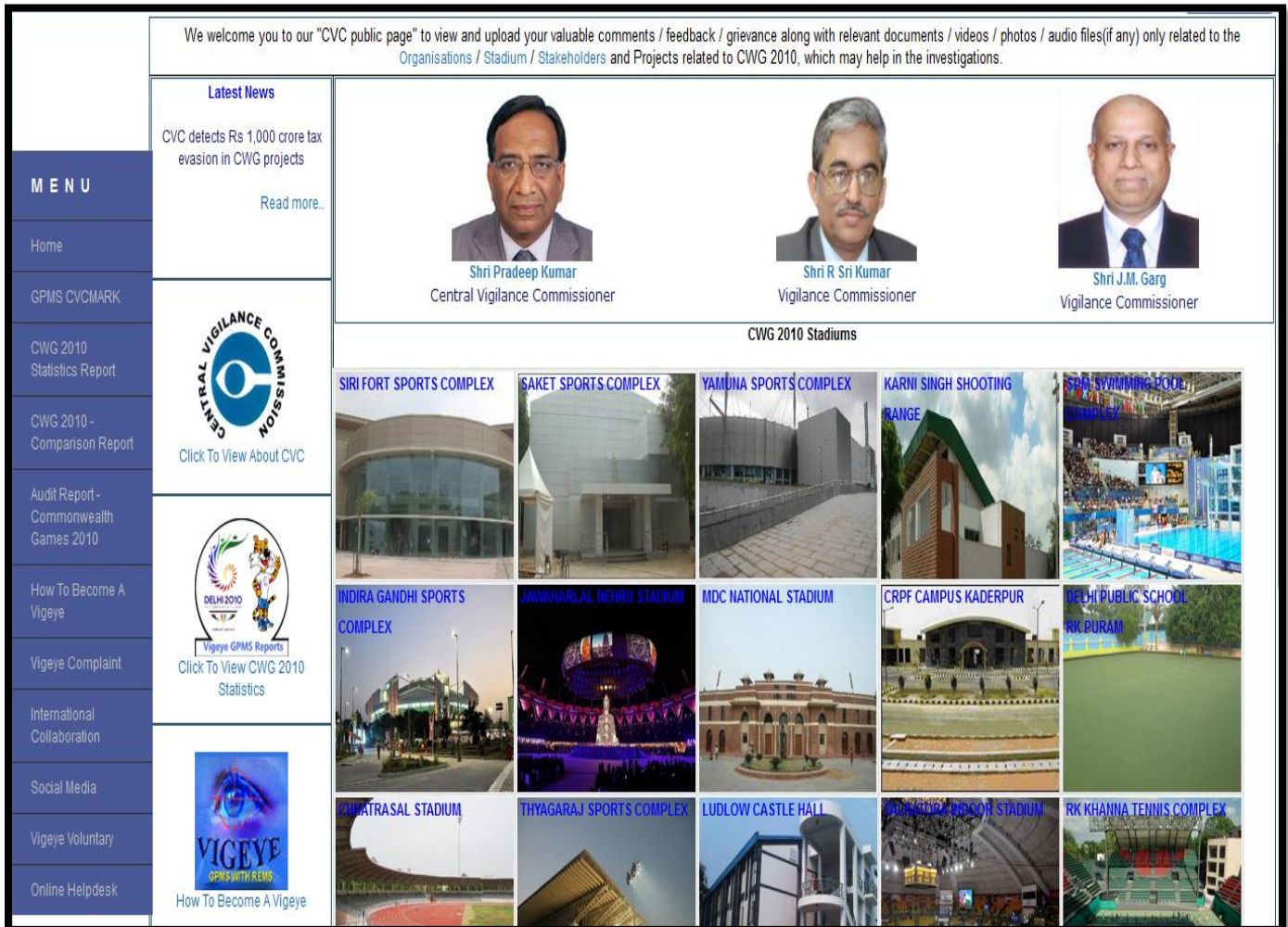
The Public Page contains the following Menu list.

1. Home	-----	3
2. GPMS CVC Mark	-----	6
3. CWG 2010 Statistics Report	-----	7
4. CWG 2010 Comparison Report	-----	9
5. Audit Report CWG 2010	-----	10
6. How to Become VIGEYE	-----	11
7. Vigeeye Complaint	-----	13
8. International Collaboration	-----	14
9. Social Media	-----	15
10. Vigeeye Voluntary	-----	16
11. Online Help Desk	-----	17
12. Contact Address	-----	19

## 1. HOME

**URL :** <http://cvc.vigeyegpms.org/>

Once you enter the URL into the address bar you will get the following page.



The screenshot shows the CVC Home Page. At the top, a banner welcomes users to the "CVC public page" for viewing and uploading comments, feedback, and documents related to CWG 2010 projects. Below the banner, there are three portraits of officials: Shri Pradeep Kumar (Central Vigilance Commissioner), Shri R. Sri Kumar (Vigilance Commissioner), and Shri J.M. Garg (Vigilance Commissioner). To the left is a vertical menu with options like Home, GPMS CVC MARK, CWG 2010 Statistics Report, CWG 2010 - Comparison Report, Audit Report - Commonwealth Games 2010, How To Become A Vigeye, Vigeye Complaint, International Collaboration, Social Media, Vigeye Voluntary, and Online Helpdesk. The main content area features a grid of 15 images of various sports complexes and stadiums, including Siri Fort Sports Complex, Saket Sports Complex, Yamuna Sports Complex, Karni Singh Shooting Range, Sen Swimming Pool Complex, Indira Gandhi Sports Complex, Jawahar Lal Nehru Stadium, MDC National Stadium, CRPF Campus Kaderpur, Delhi Public School RK Puram, Khairatpur Stadium, Thyagaraj Sports Complex, Ludlow Castle Hall, Vasant Vihar Indoor Stadium, and RK Khanna Tennis Complex. There are also links for "Latest News" and "Click To View About CVC".

1. In the above home menu you will find list of images of stadiums -
  - Once you click the link you will get list of projects under taken – **See image No. 1**
    - ◆ Once you click the project list count you will get complete details - **See image No. 2**
      - Once you click on the Project Code link you get complete details - **See image No. 3**
      - You have provision to comment on each project – **See image No.4**
  - Estimated cost, awarded contract and justified amount.

In the left hand side of the image you will find –

2. Latest News
3. About CVC
4. CWG 2010 Statistics
5. How to become Vigeye





Once you click the link on the image you will get list of projects under taken (**Image No – 1**)

**SIRI FORT SPORTS COMPLEX**

Project Information.

No of Projects	63
Estimated Cost (₹)	0
Awarded Contract (₹)	22140
Justly Amount	22140

Competitions in Venue: Badminton, Squash

Training in Venue: Badminton, Squash, Swimming, Tennis

Status: New Indoor Hall

Once you click the project list count you will get complete details – (**Image No. 2**)

**STADIUM REPORTS: CWG 2010**


Overview : Total Number of Projects implemented by SIRI FORT SPORTS COMPLEX - 63

S.No	Project Code	Project Name	Estimated Cost (₹)	Awarded Contract (₹)	Comment
1	OC-00001998	PROCUREMENT OF BADMINTON EQUIPMENT	₹ 0	₹ 22140	<a href="#">Comment</a>
2	OC-00002008	PROCUREMENT OF BADMINTON EQUIPMENT	₹ 0	₹ 4329954	<a href="#">Comment</a>
3	OC-00002013	PROCUREMENT OF BADMINTON EQUIPMENT	₹ 0	₹ 1115000	<a href="#">Comment</a>
4	TCIL-00004477	Network Cabling work at Sirifort Sports complex	₹ 105900000	₹ 5906329	<a href="#">Comment</a>
5	TCIL-00004549	Supply of office automation Equipments SIRI FORT STADIUM DURING BADMINTON ASIAN CHAMPIONSHIP	₹ 0	₹ 539009	<a href="#">Comment</a>
6	TCIL-00004558	Display Boards for Badminton Test Event	₹ 0	₹ 796518	<a href="#">Comment</a>
7	TCIL-00004564	IT Eqpts for Squash Test Event	₹ 0	₹ 302116	<a href="#">Comment</a>
8	TCIL-00004566	Display Boards for Squash Test Event	₹ 0	₹ 100084	<a href="#">Comment</a>

Once you click on the Project Code link you get complete details (Image No. 3)


Project Information	
Officer incharge :	SPORT FA
Name of the Project :	PROCUREMENT OF BADMINTON EQUIPMENT
Work Code Number :	OC-00001998
Location	
State :	DELHI
Place :	SIRIFORT SPORTS COMPLEX
District :	DELHI
Finances	
Administrative Sanction Amount in Rs :	22140
Estimated Cost(in rupee only) :	0
Revised Estimated Cost(In Rupees) :	0
Awarded Contract(In Rupee Only) :	22140
Payment (Value of work done till 00/00/0000) :	
Bid Price of L1 Bidder(In Rupees) :	0
Contract Details	
Agreement Number :	SFA/SPT/23/NRA-IND/2010
Contractor/Agency Name :	NELCO INDIA PVT.LTD MEERUT
Important Dates	

You have provision to comment on each project – (Image No.4)



## CENTRAL VIGILANCE COMMISSION

GLOBAL PROJECT MANAGEMENT SYSTEM WITH REMOTE EYE MONITORING SYSTEM



MENU

Write Your Valuable Comments / Feedback / grievance along with relevant documents / videos / photos / audio files(if any)

**Project Name :** PROCUREMENT OF BADMINTON EQUIPMENT

**Project Code :** OC-00001998

First Name*		Last Name	
Mobile No*		Email-Id*	

Comments / Feedback\*

Path: p
Words0

Browse...
No file selected.

No	File Name	Remove

5

A Initiative by CVC India

Supported by IndianCST & WizTech

## 2. GPMS CVC Mark

This application is used by registered CVC users, for public list of links available which will take to you know about the application.



The screenshot shows the Project VIGEYE website interface. At the top, there is a header with the Central Vigilance Commission logo and the text "CENTRAL VIGILANCE COMMISSION" and "VIGEYE GPMS WITH REMS". Below the header, there is a navigation bar with links: "Links", "How To Become A Vigeye", and "CVCMark Users Login".

The main content area contains the following information:

- Project VIGEYE (VIGilance EYE)** is a citizen-centric initiative, wherein citizens **join** hands with the Central Vigilance Commission in fighting corruption. Project Vigeye is the platform through which vigilance information flows freely through common public, the government agencies and the vigilance commission, making it possible to achieve a step jump in improving the corruption index of the nation.
- You can send a **blank SMS or "VIGEYE"** to **09223174440** to get an SMS containing the registration link in your mobile.
- OR
- Click [here](#) to Register Your Mobile Number Online to receive your Mobile Access Details **You have to register first, before filing a complaint.** To check whether the system is working for you, you can send a test complaint - mention "test" in the complaint body and it will be ignored. This is available for the next 10 days.

On the left side, there is a sidebar with the following links:

- Central Vigilance Commission
- CVC Announcements
- CVC Online Help Desk
- Project Vigeye
- Blow Your Whistle
- Video Conference Call

In the center, there is a cartoon illustration of a man in a green shirt and sunglasses, holding a red folder, with the text "A little Cash would do the trick..." and "I.M. KRUPP".

On the right side, there is a section for "Vigeye GPMS Reports" with a link to "Click To View Vigeye GPMS Reports on CWG 2010". Below this, there is a section for "VIGEYE VANI" with a link to "Report on Project VIGEYE".

At the bottom, there is a section for "GPMS with REMS" with links for "Task Management" and "GPMS Healthcare". To the right of this, there is a section for "Citizen's Responsibility" with the text "Derives inspiration from Article 51A of the Indian Constitution".

At the bottom right, there is a "Visitors" table:

Visitors	
Today	31
Yesterday	35



### 3. CWG 2010 Statistics Report

In the left hand side you will find the table containing the links for GPMS organization, Stadium and Stakeholders report.



## CENTRAL VIGILANCE COMMISSION

GLOBAL PROJECT MANAGEMENT SYSTEM WITH REMOTE EYE MONITORING SYSTEM



MENU

Welcome to CVC Public Page CWG 2010

CVC Login












CVC CWG 2010 Statistics Report	
GPMS Organization Report	35
GPMS Stadium Report	26
GPMS Stakeholders Report	3745
Host city	Delhi, India
Nations participated	71 Commonwealth Country's
Athletes participated	6,081
Events	272 events in 21 disciplines
Main Stadium	Jawaharlal Nehru Stadium
Website	www.CWGDeli2010.org
Officially opened by	HRH The Prince of Wales and Smt. Pratibha Patil, President of India

CVC Vigeeye GPMS enables citizens to reach stake holders worldwide for public participation in governance projects to highlight key issues, expose wrong doings of public institutions and functionaries so that they can provide immediate public answerability of all representatives & functionaries of a public authority against affected people on relevant actions & in-actions which can play a significant role especially in empowering citizens, informing them and play a catalytic role in providing a voice to the voiceless through interacting.

**To Start you can contribute here...**

Were you associated with the conduct of the CWG 2010 held at Delhi as an organizer, as a service provider, as a regulator, as a sports persona, as a volunteer. Tell us about what games some people played with our efforts to project India as a World power in sports. Tell us about the good points and bad points and help us to document the lessons learnt and do root cause analysis to identify those deficiencies and weaknesses that need to be avoided for future and forever.

Rank	Nation	Gold	Silver	Bronze	Total
1	Australia	74	55	48	177
2	India	38	27	36	101
3	England	37	59	46	142
4	Canada	26	17	32	75
5	Kenya	12	11	10	33
6	South Africa	12	11	10	33
7	Malaysia	12	10	13	35
8	Singapore	11	11	9	31
9	Nigeria	11	10	14	35
10	Others	39	63	64	166
Total		272	274	282	828

Once you click the organization report link you will see the following page which contains the links for overall analysis, Cost analysis, time analysis and procurement analysis which gives you complete description with pie and bar charts. You can also comment against the organization. You can take print or download the pages.

MENU

### ORGANIZATIONAL REPORTS: CWG 2010

SUMMARY OF PROJECTS - ORGANIZATION WISE

For getting a bird's eye view of total number of projects undertaken by each of the organisations, summary table has been provided organisation wise along with total awarded contract value.




Select Your Organization

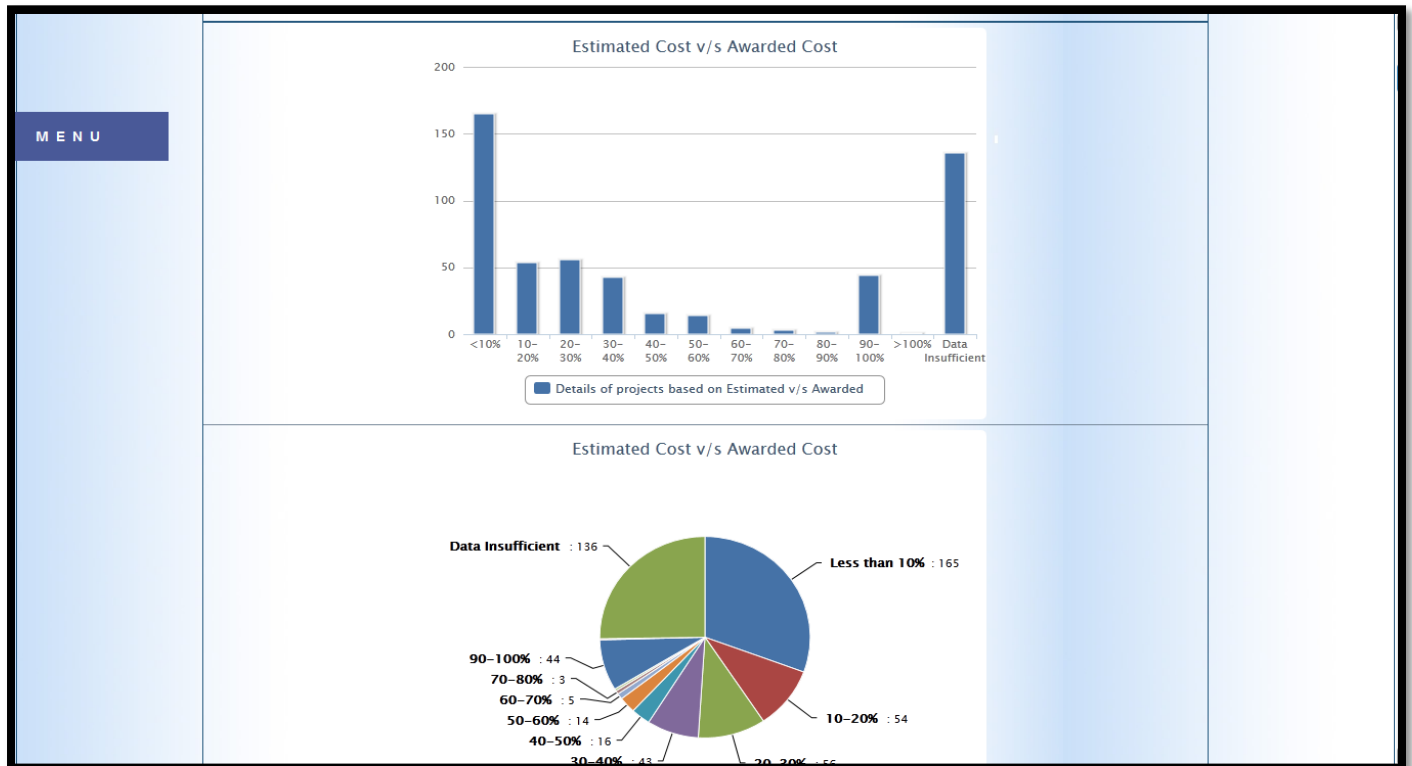
Organisation

-----Select-----

Search





S.No	Organization Code	Number of Projects	Awarded Contract (Amt in ₹)	Overall Analysis	Cost Analysis	Time Analysis	Procurement Analysis	Comment
1	DDA	565	18369790435 ₹	<a href="#">Overall Analysis</a>	<a href="#">Cost Analysis</a>	<a href="#">Time Analysis</a>	<a href="#">Procurement Analysis</a>	<a href="#">Comment</a>
2	CPWD	1692	20860303223 ₹	<a href="#">Overall Analysis</a>	<a href="#">Cost Analysis</a>	<a href="#">Time Analysis</a>	<a href="#">Procurement Analysis</a>	<a href="#">Comment</a>
3	MCD	492	6090280282 ₹	<a href="#">Overall Analysis</a>	<a href="#">Cost Analysis</a>	<a href="#">Time Analysis</a>	<a href="#">Procurement Analysis</a>	<a href="#">Comment</a>
4	NDMC	70	2927390475 ₹	<a href="#">Overall Analysis</a>	<a href="#">Cost Analysis</a>	<a href="#">Time Analysis</a>	<a href="#">Procurement Analysis</a>	<a href="#">Comment</a>
5	PWD	408	25071445519 ₹	<a href="#">Overall Analysis</a>	<a href="#">Cost Analysis</a>	<a href="#">Time Analysis</a>	<a href="#">Procurement Analysis</a>	<a href="#">Comment</a>
6	DJB	22	2730237458 ₹	<a href="#">Overall Analysis</a>	<a href="#">Cost Analysis</a>	<a href="#">Time Analysis</a>	<a href="#">Procurement Analysis</a>	<a href="#">Comment</a>
7	DMRC	0	0 ₹	<a href="#">Overall Analysis</a>	<a href="#">Cost Analysis</a>	<a href="#">Time Analysis</a>	<a href="#">Procurement Analysis</a>	<a href="#">Comment</a>
8	DP	194	680167747 ₹	<a href="#">Overall Analysis</a>	<a href="#">Cost Analysis</a>	<a href="#">Time Analysis</a>	<a href="#">Procurement Analysis</a>	<a href="#">Comment</a>
9	DTL	7	10704018 ₹	<a href="#">Overall Analysis</a>	<a href="#">Cost Analysis</a>	<a href="#">Time Analysis</a>	<a href="#">Procurement Analysis</a>	<a href="#">Comment</a>

Once you click the Overall analysis link you will get the following page containing bar and pie charts of particular organization.







Average score by particular organization using colour coding as shown below.

MENU

Cost Analysis of Organizations				
Criteria	Total Score (10*Projects Total Marks)	Marks Scored	Average Scored by Org.	Color Coding
Estimated Cost v/s awarded Cost	10 * 567 = 5670	3400	5.9964726631393	
Awarded v/s payments	10 * 567 = 5670	3179	5.6067019400353	
Estimated v/s payments	10 * 567 = 5670	2628	4.6349206349206	
<b>Cost Analysis</b>	<b>28350</b>	<b>9207</b>	<b>5.4126984126984</b>	


  

Cost Analysis of Organizations				
Criteria	RED & MAROON (Projects Total Marks)	ORANGE (Projects Total Marks)	GREEN (Projects Total Marks)	Over all Color Coding
Estimated v/s awarded	214	78	275	
Awarded v/s payments	255	59	253	
Estimated v/s payments	301	81	185	
<b>Cost Analysis</b>	<b>1806</b>	<b>198</b>	<b>831</b>	




#### 4. CWG 2010 Comparison Report

Once you click the menu you will get the following page. Here you select the venue and also select check box for to generate reports.



## CENTRAL VIGILANCE COMMISSION

GLOBAL PROJECT MANAGEMENT SYSTEM WITH REMOTE EYE MONITORING SYSTEM



Welcome to CVC Public Page CWG 2010

TRANSLATE

CVC Login

CWG 2010 - Comparison Report

Venue \* Select One

☐ CWG 2010 Venue Details

☐ CAG - CWG Details

☐ CWG - Status

☐ GPMS - VIGEYE

192.168.1.125/cwg/?module=public&action=comp\_report
2011 Indian CST All rights reserved
Supported by Indian CST & WizTech

After selecting necessary details press the submit button you will get the report containing the following page.



## CENTRAL VIGILANCE COMMISSION

GLOBAL PROJECT MANAGEMENT SYSTEM WITH REMOTE EYE MONITORING SYSTEM



Welcome to CVC Public Page CWG 2010

TRANSLATE

CVC Login

YAMUNA SPORTS COMPLEX

GPMS - VIGEYE

DATA FROM PROJECT VIGEYE - GPMS

Sl No.	Project Id	Executor Name	Estimated Cost	Expenditure	Awarded Contract
1	OC-00001844	SPORT FA	0	2092015	2092015
2	OC-00001846	SPORT FA	0	48000	48000
3	OC-00001874	SPORT FA	0	196136	196136
4	TCIL-00004472	Respective Venue Manager of TCIL	105900000	116400000	7613574
5	TCIL-00004545	Mr. Sanjeeva Goyal	0	0	289648
6	TCIL-00004568	Mr. Sanjeeva Goyal	0	0	1764800
7	DDA-00005179	Sh. D.K. Jha, EE(Elect)	9454000	1035	52288000
8	DDA-00005190	Sh. D.K. Jha, EE(Elect)	22718763	828	34149525

## 5. Audit report of CWG 2010

Once you click the menu you will get the following page. Which is the report of the Comptroller and Auditor General of India.

Audit Report on Commonwealth Games 2010	
Report of the Comptroller and Auditor General of India	
<div style="background-color: #2c3e50; color: white; padding: 5px; text-align: center; font-weight: bold;">M E N U</div> <ul style="list-style-type: none"> <li>• Contents, Preface and Executive Summary</li> <li>• 1 - Introduction</li> <li>• 2 - Study Report on 'Preparedness for the XIX Commonwealth Games 2010'</li> <li>• 3 - Audit Approach</li> <li>• 4 - Governance and Monitoring Arrangements</li> <li>• 5 - Planning</li> <li>• 6 - Financial Management of the Games Project</li> <li>• 7 - Internal Controls and Decision Making within the OC</li> <li>• 8 - Revenue Generation by OC</li> <li>• 9 - Games Planning Consultancy and Overlays</li> <li>• 10 - Ceremonies</li> <li>• 11 - Catering</li> <li>• 12 - Technology</li> </ul>	<ul style="list-style-type: none"> <li>• 18 - Venues developed by Delhi Development authority</li> <li>• 19 - Venue developed by other agencies</li> <li>• 20 - Commonwealth Games Village</li> <li>• 21 - Streetscaping and Beautification of Roads around CWG Venues</li> <li>• 22 - Upgradation of Street Lighting of Roads in Delhi</li> <li>• 23 - Road Signages</li> <li>• 24 - City Infrastructure Development: Roads and Flyovers</li> <li>• 25 - Renovation and Restoration of Connaught Place</li> <li>• 26 - Other infrastructure Development Activities</li> <li>• 27 - Organisation of Commonwealth Youth Games - 2008, Pune</li> <li>• 28 - Media and Broadcasting Services</li> <li>• 29 - Telecommunications Services for CWG-2010</li> <li>• 30 - Health Services for CWG-2010</li> </ul>

All of the above links which contains the Complete PDF Audit Report of Common wealth Games 2010 held at different places of Delhi.


## 6. How to become Vigeye

Once you click the menu you will get the following page. Which contains three tabs are

1. How to become Vigeye
2. Mobile complains
3. Web Complaints.


1. How to become Vigeye.

Detailed steps are given in the following page.



## CENTRAL VIGILANCE COMMISSION

GLOBAL PROJECT MANAGEMENT SYSTEM WITH REMOTE EYE MONITORING SYSTEM



Welcome to CVC Public Page CWG 2010

TRANSLATE

CVC Login

MENU

How to become a Vigeye

Mobile Complaints

Web Complaints

How to become a Vigeye?

The term Vigeye refers to a person who is a vigilant citizen, a volunteer and one who helps the vigilance commission reporting corruption and in fighting it.

Vigeyes are those who file complaints and their grievances of corruption with supporting evidences to the CVC.

A Vigilant citizen can become a Vigeye by registering in the CVC website, by providing credentials such as name, email and phone number.

\* Register for web complaints here [Register web](#).

\* Register for Mobile complaints here [Register mobile](#).

### Registration for mobile Vigeye

Register

1. Click on the mobile register link

2. Enter name, address, mobile number, mobile model, email (optional)

↓

Receive Application link by SMS

3. System confirms request and sends mobile application link, with login and password as sms to mobile and email if provided .

↓

Application Installation on Phone

4. User downloads application by clicking on the link in the SMS


5. Application automatically prompts for installation after download

6. User to permit the application to be installed




## 2. Mobile Complaints

Detailed steps are given in the following page.



## CENTRAL VIGILANCE COMMISSION

GLOBAL PROJECT MANAGEMENT SYSTEM WITH REMOTE EYE MONITORING SYSTEM



MENU

Welcome to CVC Public Page CWG 2010

CVC Login

Filing Complaints through Mobiles

A complaint can be filed through the mobile phones to the CVC. The application downloaded from the CVC's websites enables mobile users to file complaints with photo, or a voice recording, or a video or a note from the mobile. The complaint is uploaded using the GPRS connectivity.

The complainant may choose the Organization and nature of the complaint for effective categorization and assignment of the complaint. The complaint is forwarded to the concerned CVO and the complainant is updated with the status. The complainant can login with your registered mobile number and password to view the status of all the complaints filed.

Register for Mobile complaints here [Register mobile](#).

**File Complaints through mobiles**

1. Start Mobile Application and choose category/nature of complaint	2. Capture evidence such as photo /audio /video /notes captured using built-in mobile media	3. Upload Data into CVC web server using Mobile Vigeye Software
---	---	---

↓

**Finalize Complaints**

4. Upload final audio summarizing the complaint and the Organization/Individual	5. Send SMS to server
---	-----------------------


↓

**Status of complaints**

6. The complaint forwarded to the concerned CVO and the complainant is updated with the status.	7. login with your registered mobile number and password to view the status of all the complaints filed.
---	--

## 3. Web Complaints

Detailed steps are given in the following page.



## CENTRAL VIGILANCE COMMISSION

GLOBAL PROJECT MANAGEMENT SYSTEM WITH REMOTE EYE MONITORING SYSTEM



MENU

Welcome to CVC Public Page CWG 2010

CVC Login

Filing Complaints through Web Forms

A complaint can also be filed through the internet through the CVC Web Complaints System. You need to register in the CVC website. The textual content of the complaint can be enriched with additional information by attaching upto 5 files (such as photo, audio, video, documents) along with the complaint.

Register for web complaints here [Register web](#).

**Filing Complaints through the web form**

1. One time registration on the CVC website	2. System sends a mail with user name and password to the email provided.
---	---

↓

**Filing a web complaint**

3. Fill up the textual complaint in the web form Upload up to 5 files along with the complaint	4. Complaint ID is given by the system.
--	---

↓

**Status of complaints**

5. The complaint forwarded to the concerned CVO and the complainant is updated with the status.	6. login with your user name and password to view the status of all the complaints filed.
---	---

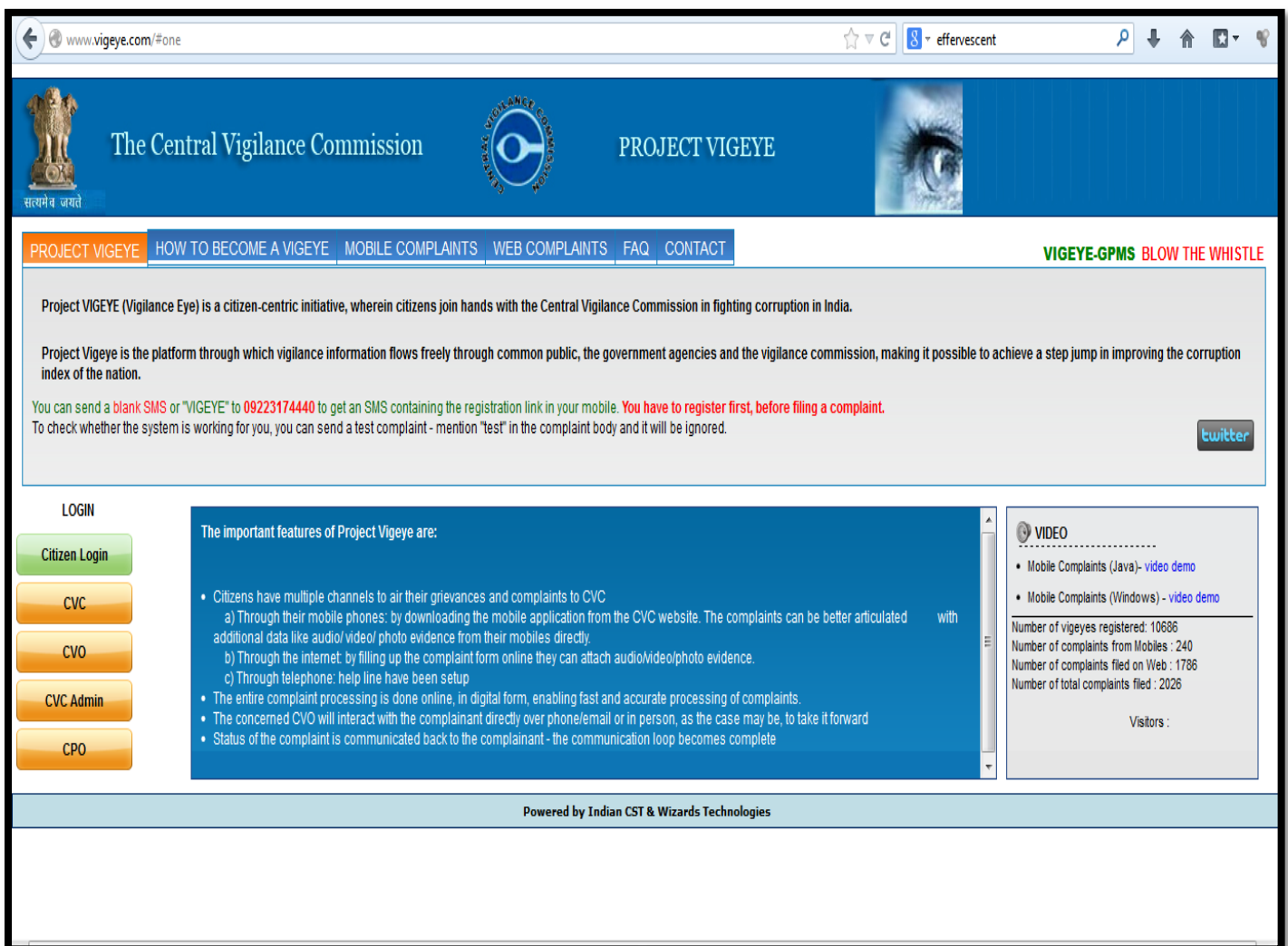
## 7. Vigeye Complaints

Project Vigeye is a citizen centric initiative, wherein citizen joins hands with CVC in fighting corruption free India.

In this page you will find totally six tabs, each will explain itself. The six tabs are –

- a. Project Vigeye – about project vigeye
- b. How to become vigeye – about registration
- c. Mobile Complaints – about how to raise complaints through mobile
- d. Web Complaints – about how to raise complaints through web page (internet).
- e. FAQ – about frequently asked questions
- f. Contact Address

Once you click the menu you will get following page which shows all the details explained above.



The screenshot shows the Project Vigeye website. The header includes the Central Vigilance Commission logo and the text 'The Central Vigilance Commission' and 'PROJECT VIGEYE'. Below the header is a navigation bar with tabs: PROJECT VIGEYE, HOW TO BECOME A VIGEYE, MOBILE COMPLAINTS, WEB COMPLAINTS, FAQ, and CONTACT. A green banner on the right says 'VIGEYE-GPMS BLOW THE WHISTLE'.

The main content area contains the following text:

Project VIGEYE (Vigilance Eye) is a citizen-centric initiative, wherein citizens join hands with the Central Vigilance Commission in fighting corruption in India.

Project Vigeye is the platform through which vigilance information flows freely through common public, the government agencies and the vigilance commission, making it possible to achieve a step jump in improving the corruption index of the nation.

You can send a blank SMS or "VIGEYE" to 09223174440 to get an SMS containing the registration link in your mobile. **You have to register first, before filing a complaint.**

To check whether the system is working for you, you can send a test complaint - mention "test" in the complaint body and it will be ignored.

On the left side, there is a 'LOGIN' section with buttons for Citizen Login, CVC, CVO, CVC Admin, and CPO.

The central part of the page lists 'The important features of Project Vigeye are:'

- Citizens have multiple channels to air their grievances and complaints to CVC
  - Through their mobile phones: by downloading the mobile application from the CVC website. The complaints can be better articulated with additional data like audio/ video/ photo evidence from their mobiles directly.
  - Through the internet: by filling up the complaint form online they can attach audio/video/photo evidence.
  - Through telephone: help line have been setup
- The entire complaint processing is done online, in digital form, enabling fast and accurate processing of complaints.
- The concerned CVO will interact with the complainant directly over phone/email or in person, as the case may be, to take it forward
- Status of the complaint is communicated back to the complainant - the communication loop becomes complete

On the right side, there is a 'VIDEO' section with links for 'Mobile Complaints (Java)- video demo' and 'Mobile Complaints (Windows) - video demo'. Below this, statistics are shown:

- Number of vigeyes registered: 10686
- Number of complaints from Mobiles : 240
- Number of complaints filed on Web : 1786
- Number of total complaints filed : 2026

At the bottom, it says 'Powered by Indian CST & Wizards Technologies'.

## 8. International Collaboration

This application is mainly developed for corruption free society. Which helps for communicating with international delegates.



The screenshot displays the 'TEAM ONEWORLD' website, which is dedicated to connecting the world for a corruption-free society. The interface includes a navigation bar with the site's logo and tagline, 'Connecting World for a Corruption Free Society'. A prominent feature is the 'Show Me the Money' section, which promotes a book titled 'Show Me the Money: Leveraging Anti-Money Laundering Tools to Fight Corruption in Nigeria' by An Insider Story, published by the Center for Global Development. This section includes a description of the book's content and a call to action for an insider story. To the right, there is a 'User Login' section with fields for 'User Name' and 'Password', a 'Login' button, and links for 'New User' and 'Forgot Password'. Below the login section, a blue banner highlights the 'CWG - 2010 Vigeye GPMS Report'. The bottom of the page features three main sections: 'Conference Call', which describes a facility for establishing relationships and communication; 'VigEYE Registration', which explains how the system helps national apex corruption agencies worldwide; and a 'Facebook' social media plugin encouraging users to like and comment on the page.



## 9. Social Media

Using Facebook social network with your own username and password you can like, send and comment posts. Which helps in eradicating corruption.

MENU

Welcome to CVC Public Page CWG 2010

Like, Send & Comment here

CVC Login

Live Stream

Like

Send

13 people like this.

Add a comment...

Comment using...

facebook

Go to Facebook.com

**Sri Kumar Ramanathan**

In a world of viral messages on the social networks, how long will this take to reach say one million eyeballs? Let us wait and watch!

Reply · 3 · Like · February 25, 2012 at 5:17am

---

**Nilanjan Roy** · Director at Arbas

Central Vigilance Commission (CVC) is created to put a end to corrupt babudom; but the way it is structured, it actually enhanced corruption by babus.

CVC has minimal infrastructure and manpower. To work on corruption CVC designated a Central Vigilance Officer (CVO) in every government department to inquire and take action on corruption complains. When the complain received by CVC, CVC simply forwards the complain to CVO and depends on the moral and ethics of CVO for proper disposing off the complain in a time bound manner. If CVO is corrupt then the complain ends up in cold storage.

I have first hand experience how corruption is inculcated.

I work in a centrally funded institute of National importance named National Institute of Pharmaceutical Education and Research (NIPER) under Department of Pharmaceuticals (DoP) within Ministry of Chemical and Fertilizers (C&F). NIPER runs solely on GOI funding and receives funding from Government of India for its research and development.

15


A Initiative by CVC India

Supported by IndianCST & WizTech

## 10. Vigeye Voluntary


Vigeye voluntary application registers individual citizen of India. India Citizen Network brings all Indians under one portal.

www.vigeyegpms.in/gpmsv2/citizen/?module=main&action=registration
effervescent



## INDIA CITIZENS NETWORK

ASSOCIATE 2 TRANSFORM & EXCEL


GPMS with REMS

### Registration

**User Credential**

User Name:\*

Password:\*

Re-Password:\*

**Personal Details**

Name:\*

Mother's Name:\*

Date of Birth:\*

Gender: ☐ Male ☐ Female

Country:

State/UT:

District:

Taluk:

Panchayat:

Village:

Village Pincode:

Area:

Phone:

Mobile:\*

#### Why Make an Account?

- ✓ Registered user will get an exclusive place in the cloud.
- ✓ Registered user will get tools and techniques for self improvement.
- ✓ Registered user will get online GPMS portal to register complaints, send feedbacks and give suggestions against your choice of projects at your location you want to monitor.
- ✓ GPMS enables citizens to reach stake holders worldwide for public participation in governance projects to highlight key issues
- ✓ GPMS helps every citizen to access information held by or under the control of public authorities to improve their new reader acquisition to reach an influential audience by inviting professional discussions online or share their more relevant experiences by bringing to their attention any on going public funded projects/ programs and asking them to give feedback on important local matters.


## 11. Online Help desk

Citizens can raise complaints using our online help desk. There are mainly 3 menus viz.

1. Dashboard – Describes about helpdesk
2. Raise Complaint – Write Complaint here
3. View Complaint – Find complaints status here


Following diagrams explains each of the above menus

### 1. Dashboard



## CENTRAL VIGILANCE COMMISSION

GLOBAL PROJECT MANAGEMENT SYSTEM WITH REMOTE EYE MONITORING SYSTEM



VIGEYE  
GPMS WITH REMS

[Login to CVC](#)
[Dashboard](#)
[Raise Complaint](#)
[View Complaints](#)

**GPMS Online Complaint Monitoring System**  
**Welcome to Online Help Desk**


Helpdesk is a portal, or an application which is an integral part of project GPMS Applications.

It is designed to provide the general public to log in and submit complaints or any issues regarding application. The complaints raised are sent over to the administrator of the portal and Admin may assign the raised issues to an appropriate member of the management team for resolving the problem.

**Raise Complaint :** The user can use this interface to raise complaint, along with the complaint against, subject of the issue, and contact details.

**View Complaints :** The user can view his complaint and its status under the option 'View Complaints'.

Using this portal, User can upload pdf document, images, audios, videos, photos, signature related to the complaint.



A Initiative by CVC India
2011 Indian CST All rights reserved
Supported by Indian CST & WizTech



## 2. Dashboard

Login to CVC
Dashboard
Raise Complaint
View Complaints

**GPMS Online Complaint Monitoring System**  
**Raise Your Complaint / Requirement / Feedback / Suggestion**

**Subject\***

**Your Message\***

Styles
Paragraph
Font Family
Font Size

B
I
U
ABC
Text Color
Background Color
Link
Unlink
Image
Table
Code
HTML

Path: p Words0

Enter Your Contact Information (Your contact information is invisible to others)

**Your Name\***

**Your Contact Number\***

Mobile No.

Telephone No.

**Your Mail-Id\***

**Your**

File Upload (Upload gif, jpeg, jpg, png images, pdf and doc files)

Browse... No file selected.

No	File Name	Remove

## 3. View Complaints

Login to CVC
Dashboard
Raise Complaint
View Complaints

**GPMS Online Complaint Monitoring System**  
**Your Complaint / Requirement List**

Advanced Search

Complaint No.

Complaint Raised Date From :  To :

Status : ----All----

Complaints Un-Resolved : 3
Complaints In progress : 0
Complaints Resolved : 0
Total Complaints : 3

S. No.	Complaint Id	Date	Subject	Status	Comment
1	CVC/CMT-18	24-03-2013	fraud & unauthorized transaction	Un-Resolved	<a href="#">View Comment</a>
2	CVC/CMT-5	25-11-2012	Regarding malpractice and bribery by EB officials in seven wells EB STATION CHENNAI	Un-Resolved	<a href="#">View Comment</a>
3	CVC/CMT-4	25-11-2012	Regarding malpractice and bribery by EB officials in seven wells EB STATION CHENNAI	Un-Resolved	<a href="#">View Comment</a>

## 12. Contact Address

For Further communication contact the following address –

CENTRAL VIGILANCE COMMISSION,  
Satarkata Bhavan, A-Block,  
GPO Complex, INA,  
New Delhi - 110 023

TEL: 011-24600200 (30 Lines)

FAX: 011-24651010/24651186

Email : [cenvigil@nic.in](mailto:cenvigil@nic.in)

Website : <http://www.cvc.nic.in/>

# THANK YOU